



Shale Shaker Screens

S. No.	Shale Shaker Model	Screen Type	Screen Range	Dimension in mm (L x W)	Screen Model
1.	Venom Shale Shaker	Flat Type	API 20 to API 325	1165 x 585	SCREEN VS-A
2.	Venom Shale Shaker	Flat Type	API 20 to API 325	1165 x 585	SCREEN VS-B
3.	Venom Shale Shaker	Corrugated Type	API 20 to API 325	1165 x 585	SCREEN VS-C
4.	SuperFlow Shale Shaker	Flat Type	API 20 to API 325	1050 x 697	SCREEN SF-A
5.	SuperFlow Shale Shaker	Corrugated Type	API 20 to API 325	1050 x 697	SCREEN SF-B
6.	HyperFlow Shale Shaker	Corrugated Type	API 20 to API 325	1070 x 570	SCREEN HF-A




Screen for Venom Shale Shakers
Model: SCREEN VS-A
Figure No. 43




Screen for Venom Shale Shakers (Steel Frame)
Model: SCREEN VS-B
Figure No. 44




Screen for Venom Shale Shakers
Model: SCREEN VS-C
Figure No. 45



Screen for SuperFlow Shale Shakers
Model: SCREEN SF-A
Figure No. 46



Screen for SuperFlow Shale Shakers
Model: SCREEN SF-B
Figure No. 47



Screen for HyperFlow Shale Shakers
Model: SCREEN HF-A
Figure No. 48

Note: All the screens are manufactured strictly in compliance with API RP 13C.